




Kentucky High School Athletic Association

2280 Executive Drive ° Lexington, KY 40505 ° www.khsaa.org ° (859)299-5472 (859)293-5999 (fax)

To: Superintendent, Principal, and Athletic Director

From: Brigid L. DeVries, Commissioner
Larry Boucher, Assistant Commissioner 


Date: August 13, 2003

Subject: 2002-2003 Annual Report Forms Submission

School: Beechwood High School

Enclosed please find a copy of Form T-65, The 2002-2003 Annual Report Forms Checklist. In addition, you may find an attachment with corrected copies of the forms submitted by your school personnel. Please review this information so the forms can be completed accurately in the future. Also, KHSAA Audit Staff may have requested a re-submission of some of the 2002-2003 Annual Report Forms or need additional information on your athletic programs. Please submit this information by the date requested if this is applicable. Copies and all KHSAA Title IX documents must be kept current and included in your permanent Title IX File at the school. All documents are subject to Open Records Requests.

Should you need any further information, please do not hesitate to call anytime.



MEMORANDUM

TO: KHSAA Member School Superintendents, Principals, and Athletic Directors

FROM: Brigid L. DeVries, Commissioner
Larry Boucher, Executive Assistant Commissioner *LJB*

DATE: June 18, 2003

RE: 2003 Title IX Forms Submission

School	Beechwood High School	Reviewed by	Phyllis Catlett
--------	-----------------------	-------------	-----------------

The following is a status report regarding the required 2002 - 2003 Title IX submission of forms due in to the KHSAA office by April 15, 2003. Appropriate audit personnel have reviewed these forms and the following is a summary of this review.

I. Checklist of Forms properly submitted in a satisfactory manner:

✓	GE 19 (Annual Verification)	✓	T-35 (Budget Expenses)
✓	T-1 (Summary Program Chart 1)	✓	T-36 (Budget Expenses)
✓	T-2 (Summary Program Chart 2)	✓	T-41 (Checklist - Overall Interscholastic Program)
✓	T-3 (Summary Program Chart 3)	✓	T-60 (Corrective Action Plan)
✓	T-4 (Summary Program Chart 4)	✓	T-63 (Interscholastic Survey Results)

II. Status

A	✓	2002 - 2003 Forms are satisfactory and no further information or action is necessary at this time.
B		Errors have been noted with respect to the following forms and corrected copies are being returned to you for placement in your Title IX file to ensure proper submission in the future.
C		The following forms were omitted and must be submitted by school representatives.
D	✓	Other Recommendation and Comments: <ul style="list-style-type: none"> It is recommended that students be placed on the Gender Equity Review Committee and be active participants of the Committee. The school had excellent response on the Interscholastic Athletic Survey.



MEMORANDUM

To: KHSAA Member School Superintendents, Principals, and Athletic Directors

From: Brigid L. DeVries, Commissioner
Larry Boucher, Assistant Commissioner

Date: JUNE 18, 2003

Re: 2003 Title IX Forms Submission

School	<u>BEECHWOOD HIGH</u>	Reviewed by	<u>AMY CATTLET</u>
--------	-----------------------	-------------	--------------------



The following is a status report regarding the required 2002-2003 Title IX submission of forms which were due in to the KHSAA office by April 15, 2003. Appropriate audit personnel have reviewed these forms and the following is a summary of this review.

I. Checklist of Forms properly submitted in a satisfactory manner:

<input checked="" type="checkbox"/>	GE 19 (Annual Verification)	<input checked="" type="checkbox"/>	T-35 (Budget Expenses)
<input checked="" type="checkbox"/>	T-1 (Summary Program Chart 1)	<input checked="" type="checkbox"/>	T-36 (Budget Expenses)
<input checked="" type="checkbox"/>	T-2 (Summary Program Chart 2)	<input checked="" type="checkbox"/>	T-41 (Checklist - Overall Interscholastic Program)
<input checked="" type="checkbox"/>	T-3 (Summary Program Chart 3)	<input checked="" type="checkbox"/>	T-60 (Corrective Action Plan)
<input checked="" type="checkbox"/>	T-4 (Summary Program Chart 4)	<input checked="" type="checkbox"/>	T-63 (Interscholastic Survey Results)

II. Status

A.	<input checked="" type="checkbox"/>	2002-2003 Forms are satisfactory and no further information or action is necessary at this time.
B.		Errors have been noted with respect to the following forms and corrected copies are being returned to you for placement in your Title IX file to ensure proper submission in the future.
C.		The following forms were omitted and must be submitted by school representatives.
D.		Other Recommendation and Comments: <i>It is recommended that the school add student representation on the Gender Equity Committee. The school had excellent student response on the Interscholastic Athletic Survey. Have a great summer</i>





KENTUCKY HIGH SCHOOL ATHLETIC ASSOCIATION

TITLE IX

MEMBER SCHOOLS 2002-2003 ANNUAL REPORT FORMS

Submit to KHSAA
By April 15, 2003





**2002-2003 KENTUCKY HIGH SCHOOL ATHLETIC ASSOCIATION
ANNUAL VERIFICATION OF TITLE IX PROCEDURES**
(To be submitted by April 15, 2003 along with other required forms)

The BEECHWOOD High School, FT. MITCHELL, Kentucky
(Name of High School) (City)

certifies to the Kentucky High School Athletic Association that the following is an accurate and true representation of the facts surrounding compliance with 20 U.S.C. Sections 1681-1688, et. Seq. (also known as Title IX)

I certify the following provisions in accordance with records at the school contained in the permanent Title IX file, and to the best of my knowledge have completed the following tasks. (All boxes must be checked)

Established a gender equity committee at the high school. (list committee personnel and provide attachment if necessary)

Name	Address	Phone	Title
Bob Burnett	108 Beechwood Rd. Ft. Mitchell	331-6910	A.D.; Asst. Prin.
Mike Bowling	153 Pleasant Ridge	331-0379	PARENT
SUSAN Reiford	25 Ft. Mitchell.	331-5366	COACH
JENN WIND	37 SILVER	331-7326	COACH
PEGGY LORENZ	63 STONEGATE D.	371-7832	PARENT
FLORA FIELDS	482 LENOXBURG - FOSTER RD.	727-0758	COACH
PEGGY WARMAN	136 BURDSALL	331-9409	PARENT

Scheduled a minimum of three meetings during the 2002-2003 school year on the following dates:

SEPTEMBER
JANUARY
APRIL (FOLLOW-UP)

Designated the following person(s) as the Title IX coordinator for the school/district:

Name	Title	Address	Phone
BOB BURNETT	ASST. PRINCIPAL / A.D.	108 BEECHWOOD RD.	859-331-6910

School personnel are continuing to make periodic reviews of the boys and girls athletics program reflected in the Corrective Action Plan.

In addition to the above information, the above referenced school maintains a complete permanent file relative to Title IX records including copies of the self-assessment audit, all corrective action plans, and other related materials.

Bob Burnett
Principal's Signature
APRIL 4th 2003
Date

Richard A. Zeller
Superintendent Signature
Richard A. Zeller
School Board Chairpersons' Signature

(Send original copy to KHSAA - Maintain duplicate in Title IX school folder)

2002-2003
ACCOMMODATION OF INTERESTS AND ABILITIES
SUMMARY PROGRAM CHART 1

KHSAA
 Form T1
 Rev. 9/02

Participation Opportunities Test One

		(Column 1)	(Column 2)	(Column 3)	(Column 4)
	Program	Enrollment	Percentage of Total Enrollment	Number of Interscholastic Participants (double and triple count)	Percentage of Total Participation
Row 1	GIRLS	137	41.5	207 (65)	49
Row 2	BOYS	193	58.5	215 (12)	51
Row 3	Totals	330	100%	422	100%

Instructions:

*Number of 8th grade students & below used in Column 4 calculations if applicable: $65 + 12 = 77$

- Determine the total number of girls enrolled, (place in Row 1, Column 1). Determine the total number of boys enrolled, (place in Row 2, Column 1).
- Add the total number of girls and boys enrolled to determine total enrollment, (place in Row 3, Column 1).
- Calculate the percentage of total enrollment that is female. (Divide Row 1, Column 1 by row 3, Column 1 and place in Row 1, Column 2.) Calculate the percentage of total enrollment that is male. (Divide Row 2, Column 1 by Row 3, Column 1 and place in Row 2, Column 2.) Note: Row 1, Column 2 plus Row 2, Column 2 should total 100%.
- Ask the head coaches to review the most updated eligibility or squad lists for their teams. Ask coaches to confirm the names of those individuals who are on the team as of the first **date of competition**, and cross out the names of those who were cut from the team or quit the team prior to the first competitive event. Determine the total number of interscholastic athletics participants that are girls, (and place in Row 1, Column 3). In order to determine the total number of athletics participants, an individual should be counted each time he or she participates on a team. For example, if Jane Doe competes on the varsity volleyball team, the junior varsity volleyball team, the junior varsity basketball team, and the varsity softball team, she should be counted as four participants (**do not include club or intramural sports participants, cheerleaders, dance teams, or pom squads**). Calculate the same way for boys and girls. * In addition, should 8th grade students and below play on a Freshman, Junior Varsity, or Varsity team, they should also be counted for each team and sport on which they participate. If applicable, please asterisk the above notation as to how many 8th grade students & below are included in the totals. Using the same procedure, determine the total number of interscholastic athletic participants that are boys, (and place in Row 2, Column 3). Add Row 1, Column 3 plus Row 2, Column 3 to get total participants and place in Row 3, Column 3.
- Calculate the percentage of female participation. (Row 1, Column 3 divided by Row 3, Column 3 and place in Row 1, Column 4.) Calculate the percentage of male participation. (Row 2, Column 3 divided by Row 3, Column 3 and place in Row 2, Column 4.) Note: Row 1, Column 4 plus Row 2, Column 4 should total 100%.

Note: While being within three percent is not a formal compliance standard; if the percent listed in Row 1, Column 4 is within 3% of Row 1, Column 2, then it provides a good target within which compliance is likely.

Principal's Signature: [Signature] Date: 4-4-03

2002-2003
ACCOMMODATION OF INTERESTS AND ABILITIES
SUMMARY PROGRAM CHART 2


KHSAA
 Form T2
 Rev. 9/02

Participation Opportunities Test Two

		Column 1	Column 2	Column 3	Column 4	Column 5
Program		Number of Teams Currently Offered	Number of Participants	Number of Teams Added in Last Five Years	Number of Participants Added in Last Five Years	Percent of Total Participation By Sex Added in Last 5 Years
GIRLS	Row 1	varsity:	7	97	2	21
	Row 2	j.v.:	5	68	2	36
	Row 3	frosh:	3	42	1	33
	Row 4	total:	15	207	5	90
BOYS	Row 5	varsity:	6	110	0	0
	Row 6	j.v.:	3	61	0	0
	Row 7	frosh:	2	44	0	0
	Row 8	total:	11	215	0	0

- 1) For Column 1, list the number of interscholastic teams offered for girls and boys at each competitive level (varsity, junior varsity, and freshman). For girls, total each of the entries in Rows 1, 2, and 3 into Row 4. For boys, total Rows 5, 6, and 7 into Row 8.
- 2) For Column 2, list the number of participants at each level. For girls, total each of the entries in Rows 1, 2, and 3 into Row 4. For boys, total Rows 5, 6, and 7 into Row 8. **Note:** The totals in Row 4 for girls and in Row 8 for boys must be the same as the totals in Form T-1, Column 3, Rows 1 and 2 respectively.
- 3) For Column 3, list the number of interscholastic teams that have been added in the last five years at each competitive level. Count each team added during the 5 year period only one time. e.g. Girl's junior varsity soccer was added 3 years ago, count the team only once, not 3 times. For girls, total the entries in Rows 1, 2, and 3 into Row 4. For boys, total Rows 5, 6, and 7 into Row 8.
- 4) For Column 4, list the number of participants that are currently on each level of the teams that were added in the last five years. If a team was added previously but no longer exists, there are no current participants to be added for that team. For girls, total the entries in Rows 1, 2, and 3 into Row 4. For boys, total Rows 5, 6, and 7 into Row 8.
- 5) For Column 5, calculate the percentage of participants that have been added in the last five years. For girls, take the number in Column 4, Row 4 and divide by the number in Column 2, Row 4. For boys, take the number in Column 4, Row 8 and divide it by the number in Column 2, Row 8.

Note: If the percentage of current participants added in the last five years is 25% or greater, compliance with test two may be possible. If less than 25%, then compliance with test three should be analyzed. **CAUTION:** 25% is not a formal compliance standard.

Principal's Signature:  Date: 4-4-03

2002-2003
ACCOMMODATION OF INTERESTS AND ABILITIES
SUMMARY PROGRAM CHART 3

Participation Opportunities Test Three

For any question answered "YES" identify the respective sport(s).

	GIRLS (Yes / No)		BOYS (Yes / No)
1. For a sport not currently played at the interscholastic level (varsity, junior varsity, or freshman) in your school, is there an intramural team offered for that sport?	NO		NO
2. For a sport <u>not</u> currently offered in your interscholastic athletics program, is there sufficient interest to form a viable interscholastic team based on participation on an intramural team or community recreation teams?	YES GYMNASTICS SOCCER		YES SOCCER TRACK?
3. For a sport <u>not</u> currently offered, is there sufficient interest to form a viable interscholastic team based on student responses from the interscholastic survey?	YES (30) CROSS-COUNTRY GYMNASTICS (24) SOCCER (23)		YES
4. For a sport currently offered at the varsity level only, is there sufficient interest to form a viable team for a junior varsity, or freshman team that is not currently offered?	NO		NO
5. For a sport currently offered at the junior varsity or freshman level is there sufficient interest to form a varsity team not currently offered?	NO		NO
6. If you answered YES to question (1), (2), (3), (4), or (5), are there enough high schools in your geographic area offering the sport (at the appropriate level) to allow for the development of a reasonable schedule of competition?	YES (6) CROSS-COUNTRY SOCCER (23) NO - (24) GYMNASTICS		YES TRACK (34)


Principal's Signature: Bob Bruner Date: 4-4-03

2002-2003
ACCOMODATION OF INTERESTS AND ABILITIES+
SUMMARY PROGRAM CHART 4

Levels of Competition Test One

		Column 1	Column 2	Column 3
Girls	Team Levels	Number of Teams Currently Offered	Number of Participants	Percentage of Participants at Each Level
Row 1	varsity:	7	97	47
Row 2	j.v.:	5	68	33
Row 3	frosh:	3	42	20
Row 4	total:		207	100%
Boys				
Row 5	varsity:	6	110	51
Row 6	j.v.:	3	61	28
Row 7	frosh:	2	44	21
Row 8	total:		215	100%

- 1) Column 1, list the number of interscholastic teams offered for girls and boys at each competitive level; varsity, junior varsity, and freshman. (Refer to Form T-2, Accommodation of Interests and Abilities, Summary Program Chart 2, Column 1.)
- 2) For Column 2, list the number of participants at each level. For girls, total the entries in Rows 1, 2, and 3 into Row 4. For boys, total the entries in Rows 5, 6, and 7 into Row 8. (Refer to Form T-2, Accommodation of Interests and Abilities, Summary Program Chart 2, Column 2.)
- 3) For Column 3, calculate the percentage of female and male participants at each level.
For girls' varsity, junior varsity, and frosh, respectively:
 - Divide Column 2, Row 1 by Column 2, Row 4, and place the percentage in Column 3, Row 1.
 - Divide Column 2, Row 2 by Column 2, Row 4, and place the percentage in Column 3, Row 2.
 - Divide Column 2, Row 3 by Column 2, Row 4, and place the percentage in Column 3, Row 3.
 -
 For boys' varsity, junior varsity, and frosh, respectively:
 - Divide Column 2, Row 5 by Column 2, Row 8, and place the percentage in Column 3, Row 5.
 - Divide Column 2, Row 6 by Column 2, Row 8, and place the percentage in Column 3, Row 6.
 - Divide Column 2, Row 7 by Column 2, Row 8, and place the percentage in Column 3, Row 7.

Principal's Signature:  Date: 4-4-03

2002-2003

BUDGETED AND ACTUAL EXPENDITURES - PROGRAM COMPARISON CHART
TO INCLUDE BOOSTER CLUB FUNDING

	equipment and supplies		travel		awards		coaches' salaries (to include supplemental and extended employment)		facilities improvements		publications (if sport-specific)	
	B	E	B	E	B	E	B	E	B	E	B	E
G basketball	\$ 5000.00	\$ 3496.00	2500.00	1985.65	\$ 40.00	\$ 43.80			**	\$ 15,780.00		
B basketball	\$ 5000.00	\$ 4303.90	2500.00	2018.04	\$ 40.00	\$ 43.80	(see attachment)		**	\$ 15,780.00		
G softball	\$ 3000.00	\$ 1487.44	\$ 1700.00	*	\$ 40.00	\$ 43.80			**	FIELD TO BE LEASED -		
B baseball	\$ 3000.00	\$ 2315.14	2100.00	*	\$ 40.00	\$ 43.80			**	NO BIRTH DATE APPX \$500-800.00		
G cross country	NA	NA	NA	NA	NA	NA	NA	NA	NA	NA	NA	NA
B cross country	NA	NA	NA	NA	NA	NA	NA	NA	NA	NA	NA	NA
G golf	\$ 500.00	\$ 351.00	PARENTS	0	20.00	\$ 21.90			NA	NA	NA	NA
B golf	\$ 800.00	\$ 810.25	PARENTS	0	20.00	\$ 21.90			NA	NA	NA	NA
G soccer	NA	NA	NA	NA	NA	NA	NA	NA	NA	NA	NA	NA
B soccer	NA	NA	NA	NA	NA	NA	NA	NA	NA	NA	NA	NA
G swimming	\$ 500.00	\$ 80.00	PARENTS	0	20.00	\$ 21.90	see		NA	NA	NA	NA
B swimming	\$ 500.00	\$ 953.69	PARENTS	0	20.00	0	attachment		NA	NA	NA	NA

1. Budget and expenditures on this 2002-2003 year report due by April 15, 2003, should reflect the total monies budgeted and spent for the entire year of 2001-2002 ending June 30, 2002.
2. "B" is for budgeted dollar amounts and "E" is for actual dollar expenditures.
3. Booster Club Funding/Contributions must be included in the expenditures total.

Principal's Signature: Bob Suter Date: 4-4-03
 NA = NON-APPLICABLE
 * SEASON JUST STARTED, NOT AVAILABLE
 ** FLOOR REFINISHED IN JULY 2002 - 4 MORE COATS THIS SUMMER

2002-2003
BUDGETED AND ACTUAL EXPENDITURES - PROGRAM COMPARISON CHART 2
TO INCLUDE BOOSTER CLUB FUNDING

Teams	equipment and supplies SEE ATTACHMENT		travel SEE ATTACHMENT		awards		coaches' salaries (to include supplemental and extended employment)		facilities improvements		publications (if sport-specific)	
	B	E	B	E	B	E	B	E	B	E	B	E
G track	\$500.00	\$4105.84	\$200.00	*	\$40.00	43.80	SEE ATTACHMENT					
B track	NA	NA	NA	NA	NA	NA	NA	NA	NA	NA		
G tennis	\$1500.00	\$1391.63	PARENTS	0	\$40.00	43.80						
B tennis	\$500.00	\$371.63	PARENTS	0	\$40.00	43.80	SEE					
G volleyball	\$3500.00	\$3165.69	\$1000.00	\$744.20	\$40.00	\$44.75	ATTACHMENT	**	\$15780.00			
B wrestling	NA	NA	NA	NA	NA	NA	NA	NA	NA	NA		
G (list sport)												
B (football)	\$24,000.00	\$19,941.14	\$5,000.00	\$5,574.86	\$40.00	\$30.00	ATTACHMENT	\$300.00	226.85			
G (list sport)												
B (list sport)												

- Budget and expenditures on this 2002-2003 year report due by April 15, 2003, should reflect the total monies budgeted and spent for the entire year of 2001-2002 ending June 30, 2002.
- "B" is for budgeted dollar amounts and "E" is for actual dollar expenditures.
- Booster Club Funding/Contributions must be included in the expenditures total.

* SEASON JUST STARTED

[Signature]

Principal's Signature: _____

Date: 4-4-03

BEECHWOOD BOARD OF EDUCATION

POSITION	PERSON	STIPEND
HEAD FOOTBALL COACH (1);	YEAGLE/BURNETT	8,787
ASSISTANT FOOTBALL COACH	BRILZ	2,001
ASSISTANT FOOTBALL COACH	PROCACCINO, J	5,474
ASSISTANT FOOTBALL COACH	HERGOTT	2,133
ASSISTANT FOOTBALL COACH	RASH	2,368
FRESHMAN FOOTBALL COACH	ALFORD	3,509
ASST. FRESHMAN FOOTBALL COACH	LIST	1,874
ASST. FRESHMAN FOOTBALL COACH	MURRAY/DEARWATER	2,691
HEAD BASKETBALL COACH BOYS	BOHMER	7,100
ASST BASKETBALL BOYS	MILLER MIKE	4,117
FRESHMAN BASKETBALL COACH BOYS	GRIENME	3,509
8TH GRADE BASKETBALL COACH BOYS	FRONK	1,211
7TH GRADE BASKETBALL COACH BOYS	ZEISER	1,290
HEAD BASKETBALL COACH GIRLS	FIELDS	7,479
ASST BASKETBALL GIRLS	HOBBS	4,117
FRESHMAN BASKETBALL COACH GIRLS	CROUCH C	2,500
8TH GRADE BASKETBALL COACH GIRLS	BLACKBURN	1,158
7TH GRADE BASKETBALL COACH GIRLS	HICKS	1,000
HEAD VOLLEYBALL COACH(1)	LONG	2,500
JV VOLLEYBALL COACH (1)	RELEFORD	1,896
8TH VOLLEYBALL COACH (1);	OGLE	1,526
FRESHMAN VOLLEYBALL COACH (1)	MULDON	632
7TH VOLLEYBALL COACH (1);	SCHAB LISSA	632
HEAD BASEBALL COACH(1);	MEYEROFF	3,509
ASSISTANT BASEBALL COACH	BAIONI	1,113
TENNIS COACH BOYS	WERA	2,001
TENNIS COACH GIRLS	WENTZ	2,552
TRACK COACH	YEAGLE J	3,509
ASST TRACK COACH	RELEFORD	1,345
SOFTBALL COACH (1)	HITCH	2,079
ASST SOFTBALL COACH	FISCHER	767
SWIM COACH	MILLER PAULA	431
GOLF COACH	WERA	2,733
GOLF COACH	WIND	1,763

2002-2003

SPRINK SPORTS
NOT INCLUDED.

month	SPORT	DRIVER	MILEAGE			HOURLY			DRIVER	TOTAL
			MILAGE	RATE	COST	HOURS	RATE	COST		
dec	BB boys	hensley	29	0.93	26.97	6.75	11.69	78.91	105.88	
dec	BB boys	hensley	32	0.93	29.76	6.25	11.69	73.06	102.82	
dec	BB boys	hensley	239	0.93	222.27	7.25	11.69	84.75	307.02	
jan	BB boys	doll	50	0.93	46.50	6.5	14.05	91.33	137.83	
jan	BB boys	marshall	18	0.93	16.74	3.5	12.16	42.56	59.30	
jan	BB boys	marshall	13	0.93	12.09	4	12.16	48.64	60.73	
jan	BB boys	marshall	10	0.93	9.30	5	12.16	60.80	70.10	
jan	BB boys	bovard	24	0.93	22.32	3.5	11.37	39.80	62.12	
jan	BB boys	marshall	20	0.93	18.60	5	12.16	60.80	79.40	
jan	BB boys	hensley	14	0.93	13.02	4	11.69	46.76	59.78	
jan	BB boys	marshall	19.4	0.93	18.04	5.25	12.16	63.84	81.88	
jan	BB boys	bovard	19	0.93	17.67	5	11.37	56.85	74.52	
feb	BB boys	hensley	12	0.93	11.16	4	11.69	46.76	57.92	
feb	BB boys	doll	73	0.93	67.89	6	14.05	84.30	152.19	
feb	BB boys	bovard	10	0.93	9.30	4	11.37	45.48	54.78	
feb	BB boys	doll	21	0.93	19.53	5	14.05	70.25	89.78	
feb	BB boys	doll	16	0.93	14.88	5	14.05	70.25	85.13	
feb	BB boys	doll	45	0.93	41.85	5	14.05	70.25	112.10	
feb	BB boys	marshall	11	0.93	10.23	5	12.16	60.80	71.03	
feb	BB boys	marshall	7	0.93	6.51	5	12.16	60.80	67.31	
mar	BB boys	hensley	13	0.93	12.09	4.75	11.69	55.53	67.62	
mar	BB boys	doll	11	0.93	10.23	3.5	14.05	49.18	59.41	
			706.40		656.95	109.25	273.67	1,361.69	2,018.64	
dec	BB girls	hensley	32	0.93	29.76	5.75	11.69	67.22	96.98	
dec	BB girls	hensley	35	0.93	32.55	6.25	11.69	73.06	105.61	
dec	BB girls	doll	41	0.93	38.13	5.5	14.05	77.28	115.41	
dec	BB girls	bovard	20	0.93	18.60	5	11.37	56.85	75.45	
dec	BB girls	marshall	18	0.93	16.74	5	12.16	60.80	77.54	
jan	BB girls	hensley	31	0.93	28.83	7.25	11.69	84.75	113.58	
jan	BB girls	doll	13	0.93	12.09	5	14.05	70.25	82.34	
jan	BB girls	marshall	7.7	0.93	7.16	3.5	12.16	42.56	49.72	
jan	BB girls	doll	41	0.93	38.13	5	14.05	70.25	108.38	
feb	BB girls	doll	89	0.93	82.77	5.5	14.05	77.28	160.05	
feb	BB girls	doll	8	0.93	7.44	4.5	14.05	63.23	70.67	
feb	BB girls	hensley	63	0.93	58.59	7	11.69	81.83	140.42	
feb	BB girls	marshall	12	0.93	11.16	5.25	12.16	63.84	75.00	
mar	BB girls	doll	11	0.93	10.23	4.5	14.05	63.23	73.46	
mar	BB girls	marshall	10	0.93	9.30	4.75	12.16	57.76	67.06	
			431.70		401.48	79.75	191.07	1,010.17	1,411.65	

oct	football	hensley	34	0.93	31.62	11	11.69	128.59	160.21
oct	football	doll	0	0.93	0	11	14.05	154.55	154.55
oct	football	hensley	87	0.93	80.91	6.5	11.69	75.99	156.90
oct	football	doll	28	0.93	26.04	5	14.05	70.25	96.29
oct	football	marshall	0	0.93	0	5	12.16	60.80	60.80
oct	football	doll	15	0.93	13.95	4	14.05	56.20	70.15
oct	football	hensley	30	0.93	27.9	5	11.69	58.45	86.35
oct	football	hensley	20	0.93	18.6	5.5	11.69	64.30	82.90
oct	football	doll	0	0.93	0	5.5	14.05	77.28	77.28
oct	football	preston	8	0.93	7.44	2	11.77	23.54	30.98
nov	football	doll	31	0.93	28.83	3	14.05	42.15	70.98
nov	football	doll	52	0.93	48.36	5.625	14.05	79.03	127.39
nov	football	hensley	0	0.93	-	5.625	11.69	65.76	65.76
dec	football	hensley	22	0.93	20.46	3.5	11.69	40.92	61.38
dec	football	bovard	0	0.93	-	3.5	11.37	39.80	39.80
dec	football	hensley	22	0.93	20.46	3.5	11.69	40.92	61.38
dec	football	bovard	0	0.93	-	3.5	11.37	39.80	39.80
					324.57	88.75	212.80	1,118.29	1,442.86

oct	Volleyball	hensley	35	0.93	32.55	6.5	11.69	75.99	108.54
oct	Volleyball	hensley	6	0.93	5.58	4	11.69	46.76	52.34
oct	Volleyball	hensley	6	0.93	5.58	4.25	11.69	49.68	55.26
oct	Volleyball	hensley	12	0.93	11.16	5.5	11.69	64.30	75.46
oct	Volleyball	hensley	26	0.93	24.18	4.5	11.69	52.61	76.79
oct	Volleyball	hensley	22	0.93	20.46	4.75	11.69	55.53	75.99
oct	Volleyball	hensley	22	0.93	20.46	4	11.69	46.76	67.22
nov	Volleyball	hensley	43	0.93	39.99	10	11.69	116.90	156.89
nov	Volleyball	hensley	28	0.93	26.04	4.25	11.69	49.68	75.72
					186.00	47.75	105.21	558.20	744.20

BOOSTER BUDGET 2002-2003

1. VOLLEYBALL	balls	\$300.00
	standards	\$250.00
2. FOOTBALL	none	\$000.00
3. GOLF	balls	\$400.00
4. GIRLS BASKETBALL --- All A Classic Ad		\$200.00
	uniforms	\$500.00
5. BOYS BASKETBALL---- All A Classic Ad		\$200.00
	glass boards for side baskets	\$500.00
6. TENNIS	balls	\$350.00
	(girls warm-ups)	\$800.00
7. SWIMMING ----sweatshirts		\$200.00
8. SOFTBALL	balls	\$200.00
	bats	\$400.00
9. BASEBALL	balls	\$350.00
	grade and level entire playing field	\$??????
10. CHEERLEADERS		
	junior high	\$200.00
	frosh	\$500.00
	jv	\$600.00
	varsity	\$800.00
	spirit supplies	\$100.00
11. MISC.		
	life squad	\$100.00
	spring banquet	\$700.00
	championship patches	\$400.00
	scholarships	\$600.00
	senior spirit towels	\$200.00
12. TRACK		
	uniforms and equipment	\$1500.00

Volleyball 2002-2003

Expenditures	Received
Officials-\$1287.00	Booster Donation-\$550.00
Trophies- \$44.75	Gates- \$3378.00
Tourneys- \$270.00	District share- \$264.06
Equipment/supplies- \$752.52	Regional share- \$910.70
Dues- \$25.00	State share- \$210.00
League- \$175.00	
State meals-\$87.48	
Louisville tourney- \$656.17 (rooms and meals)	

Tennis (girls)

Expenditures	Received
Balls- \$200.00	Booster Donation- \$175.00
Decals- \$171.63	(\$800.00 for warm ups)
Warm-ups- \$1020.00*	
• (As of 4/4/03)	
Awards- \$40.00	

Tennis (boys)

Expenditures	Received
Balls- \$200.00	Booster Donation- \$175.00
Decals- \$171.63	
Boys purchase their own shirts.	
• (As of 4/4/03)	
Awards- \$40.00	

Track (girls)

Expenditures	Received
Uniforms- \$2200.00	Booster donation- \$1500.00
Equipment/supplies- \$1750.84	Fundraiser- \$5402.69
Entry fees- \$155.00	
Running Tights- \$1541.73*	
• (Girls purchase through their fundraiser.) As of 4/4/03	
Awards- \$40.00	

Softball (2002-2003)

Expenditures	Received
Equipment/supplies- \$569.94	Booster Donation- \$600.00
Balls- \$200.00	
Tourneys- \$170.00	
Dues-\$50.00	
Umpires- \$500.00*	
Awards-\$40.00	
<ul style="list-style-type: none">• Estimate as of 4/4/03. Purchased uniforms and fence last year.	

Baseball

Expenditures	Received
Equipment/supplies- \$550.14	Booster Donation- \$350.00
Balls- \$200.00	(field to leveled cost??)
Dues- \$20.00	A.D. donation- \$300.00
Tourneys- \$180.00	Bullitt Co. tourney
Umpires- \$1365.00	
Awards- \$40.00	
<ul style="list-style-type: none">• Estimate as of 4/4/03. Uniforms purchased last year.	

Estimated spring sports (travel, umpires, tourneys, state expenses, and supplies.)

Golf (girls) 2002-2003

Received	Expenditures
Booster Donation- \$200.00	Balls and tees- \$240.50 Awards- \$21.90 Conference tourney- \$40.00 Regional tourney- \$55.00

- Girls received golf bags 2 years ago.
- Boys and girls buy their own game wear.

Golf (boys)	
Received	Expenditures
Booster Donation- \$200.00	Balls- \$231.50 Golf Bags- \$498.75 Conference tourney-\$40.00 Regional tourney- \$40.00 Awards- \$21.90

Swimming (boys and girls)

Received	Expenditures
Booster Donation- \$200.00	Meet (boys and girls)- \$160.00 State- \$853.69 (Rooms and meals) Awards- \$21.90

- Girls were the only one to qualify for State meet.

Girls Basketball 2002-2003

Expenditures	Received
Officials- \$1905.00	Booster Donation- \$700.00
Uniform replacement- \$586.00	Gates- \$2247.71
Dues- \$50.00	A.D. Donation \$574.00
League fee- \$350.00	
Tourney- \$105.00	
Transportation- \$574.00 (Tourney in Louisville)	
Women's Final Four- \$500.00 (?)	
Awards- \$43.80	

Boys Basketball

Expenditures	Received
Officials- \$2030.00	Booster Donation- \$700.00
Equipment/ Supplies-\$629.50	Gates- \$5180.00
League fee- \$350.00	A.D. donation- \$500.00 (Berea trip)
Tourney- \$50.00	
Dues- \$50.00	
State tickets- \$305.00	
Room/food at state tourney-\$889.40	
Awards- \$43.90	
• New uniforms 2003-2004 season.	

Shared Basketball (girls and boys)

Expenditures	Received
League fee- \$300.00	Gates- \$650.00
District share- \$746.04	Officials- \$760.00 (Includes assigning fee)
All A classic tickets- \$100.00	

Football 2002-2003

Expenditures	Received
Equipment/supplies- \$14,638.24	Booster donation- \$0
Security- \$2129.90	Gates-\$45,367.93
Dues- \$50.00	State share- \$970.00
Trophies- \$30.00	
Officials- \$2830.00	
District trophy- \$51.94	
Regional trophy- \$105.32	
State meal- \$74.18	
State Buses-\$4132.00	
(Middlesboro and Louisville)	
Shares to other schools- \$4969.84	
Scouting- \$293.00	

2002-2003 Attachments

Form T 35

- New uniforms Girls Track \$2200.00
- Awards policy each varsity team is permitted \$40.00 for trophies. Each varsity participant receives a letter and a bar, JV gets a JV bar, and freshmen receive numerals.
- Swimming, golf, and tennis (girls and boys transportation) provided by their parents.
- Travel for football includes two buses. Beechwood Board of Education policy requires chartered buses for trips over 100 miles. Thus the expense for the playoff game at Middlesboro and the State Championship game in Louisville. The athletic department also gave money to Girls and Basketball and baseball for their trip, as well as the boys' baseball trip to Bullitt Co.
- Reconditioning of football equipment included in expenses.
- Softball and baseball travel and umpire fees are estimated as season has just started.
- The athletic boosters had a fall sports program for football, volleyball, and golf (girls and boys). Again, the winter sports program was cancelled due to lack of sales.
- Coaches and salaries are attached. Salaries are based on the number of year's experience.
- As of 4/4 03 we have not received a bill for leveling of the baseball/softball field. (appx. Cost \$500.00)

Form T 2

Due to lack of participation Beechwood had to cancel varsity fast pitch softball. But our numbers increased in girls basketball, so we re-instated freshman girls basketball.

Cheerleaders are not used in any of our calculations. They are selected for varsity, JV, and freshman football and basketball teams. They cheer football in the fall, and equal number girls and boys home basketball games in the winter.

Equipment and Supplies

Each year head coaches turn in requests for equipment and supplies. Teams cannot be supplied new uniforms every year so coaches often only get replacements for lost or damaged uniforms. We rotate the purchasing of new uniforms.

Most athletes purchase their own practice gear and/or game gear. Examples of purchased items include:

- Football – game and practice jerseys
- Softball and baseball – practice uniforms
- Tennis and golf – game gear
- Volleyball – practice shorts
- Swim – game swim suits

All individuals buy their own shoes.

Medical Services

Beechwood Board of Education hired a full time Nova Care Athletic Trainer who is present at all home contests and available during practices. At away games most Northern Kentucky schools provide a certified athletic trainer.

We do have a team doctor available during contact sports, such as football.

2002-2003 KHSAA TITLE IX ATHLETICS AUDIT

KHSAA
Form T41
Rev. 9/02

Checklist - Overall Interscholastic Athletics Program

Areas of Compliance	ADVANTAGE TO (Respond based on Internal Evaluation by checking the appropriate column.)		
	GIRLS' PROGRAM	BOYS' PROGRAM	NEITHER ✓ PROGRAM
OPPORTUNITIES			
Accommodation of Interest and Abilities			✓
BENEFITS			
Equipment and Supplies			✓
Scheduling of Games and Practice Time			✓
Travel and Per Diem Allowances			✓
Coaching			✓
Locker Rooms, Practice and Competitive Facilities			✓
Medical and Training Facilities and Services			✓
Publicity			✓
Support Services			✓
Athletic Scholarships			N/A
Tutoring			N/A
Housing and Dining Facilities and Services			N/A
Recruitment of Student Athletes			N/A

NA = NON-APPLICABLE

Principal's Signature: Bob Brunet Date: 4-4-03

GAMES

To encourage girl's attendance Beechwood has had free admission games during volleyball and basketball games.

Our conference has continued the policy of alternating prime time game dates. Up until the All A Classic one gender will play on Tuesday/Friday and then after the All A the other gender will play on Tuesday/Friday.

PRACTICES

We have a schedule to alternate practices. So that everyone has an equal opportunity to practice at prime time. (after school)

INSTRUCTIONS

1. Take attendance----- list all absent students on this sheet.
2. Please hand out interest-survey to students
(1) per student
3. Ask students to read the instructions
4. Remind students that name and grade level are optional
5. I will collect all packets at the end of homeroom



2002-2003 INTERSCHOLASTIC ATHLETICS SURVEY
Summary of Student Responses

School Name: Beechwood
School Enrollment: 7-11 398
Date: FEBRUARY 24, 2003
Completed By: FEBRUARY 24, 2003

Instructions:

1. Summarize the Student Athletics Interest Surveys Form T-61 by listing the total number of responses on the line next to each sport.
2. Under the Other Category please provide a listing of the sports as well as the number of students who are interested in participating.
3. Please sign and date the Summary Form (T-63) and mail the Summary Form only to the KHSAA by April 15, 2003. Do not mail the student surveys (Form T-61). However, these Forms should be maintained in your files in the event they are requested subsequently.

398 Number of Surveys
375 Total Returned *att/10*
7-11 Grades Surveyed

How Was The Survey Administered? HOME ROOMS GRADES 7-11
 (e.g. was it given in all English classes, or all home rooms, or advisee/advisor?)

Fall Sports (List Total Number of Participation Responses)

30 Cross Country (Girls)
9 Cross Country (Boys)
6 Field Hockey (Girls)
120 Football (Boys)
3 Golf (Girls)
9 Golf (Boys)
23 Soccer (Girls) ✓
17 Soccer (Boys) ✓
47 Volleyball (Girls)
6 Volleyball (Boys)
105 SAID THEY WOULD NOT PARTICIPATE IN FALL SPORTS

Winter Sport (List Total Number of Participation Responses)

33 Basketball (Girls)
78 Basketball (Boys)
24 Gymnastics (Girls)
30 Indoor Track (Girls) }
23 Indoor Track (Boys) }
13 Swimming & Diving (Girls)
6 Swimming & Diving (Boys)

19 Wrestling (Boys)
 145 SAID THEY WOULD NOT PARTICIPATE IN WINTER SPORTS

Spring Sport (List Total Number of Participation Responses)

71 Baseball (Boys)
4 Fast Pitch Softball (Girls)
24 Slow Pitch Softball (Girls)
32 Tennis (Girls)
14 Tennis (Boys)
60 Track (Girls)
34 Track (Boys)
 123 SAID THEY WOULD NOT PARTICIPATE IN SPRING SPORTS

Other Sports (From Student Survey T-61 Question 10)

Name of Sport	Number of Students Interested In Participating
_____	_____
_____	_____
_____	_____
_____	_____
_____	_____
_____	_____
_____	_____
_____	_____

ATTACHMENTS

Number of Students who participate in Intramural Sports.
 (From Student Survey T-61 Question 5)

<u>Sport</u>	<u>Number</u>
_____	_____
_____	_____
_____	_____
_____	_____
_____	_____
_____	_____

ATTACHMENT

List Intramural Sports students are interested in adding:
 (From Student Survey T-61 Question 6)

<u>Sport</u>	<u>Number</u>
_____	_____
_____	_____
_____	_____
_____	_____
_____	_____
_____	_____

ATTACHMENT

Participation in Non-School Sports Activities
(From Student Survey T-61 Question 7)

<u>Sport</u>	<u>Number</u>
_____	_____
_____	_____
_____	_____
_____	_____
_____	_____
_____	_____

ATTACHMENT

Reasons for not participating in interscholastic athletics.
(From Survey Question 8)

Response	NO	Number	157
----------	----	--------	-----

41 I prefer other activities such as band, chorus, etc.

33 I don't have time

11 The practice schedules and game times are inconvenient

23 The sport I like isn't offered

4 It's too expensive

3 I prefer to participate in club or intramural sports

15 Working

6 Other

TOO LAZY, I GOT CUT, ACADEMICS ARE MORE IMPORTANT

- SOME STUDENT JUST CHECKED NO

- SOME DID NOT ANSWER THE QUESTION

- 203 ARE PARTICIPATING IN A SPORT

Student Suggestions to encourage participation

PAY TO PLAY; too much time; better coaches; DO AWAY WITH SPORTS,

IF TEAMS DO WELL MORE WILL WANT TO PLAY; BETTER EQUIPMENT;

EVERY ONE SHOULD BE IN BAND. ALL CHOICES ARE GOOD; HAVE FUN;

WHY AREN'T CHEER LEADERS ATHLETES, ADD- BOWLING, DANCE, SOCCER, BOXING

CROSS-COUNTRY, BMX BIKES, NASCAR; SPORTS AREN'T EVERYTHING

GIVE EVERYONE TROPHIES, IT'S OKAY NOT TO PARTICIPATE IN ATHLETICS.

BETTER PRACTICE TIMES AND FACILITIES,

Bob Burwell
Principal's Signature

4-4-03
Date

2002-2003 Beechwood High School Results for question 5

Tennis 6

Volleyball 6

Paintball 1

Archery 1

Soccer 9

Football 9

In-door soccer 1

Basketball 13

Softball 6

Cheerleading 6

Skateboarding 2

Flag Football 1

Baseball 5

Boxing 1

Wrestling 1

Track 3

Dancing 1

Golf 2

Hockey 3

2002- 2003 Beechwood High School Results for Question 6

Basketball 28

Slamball 1

Volleyball 7

Paintball 5

Soccer 24

Track 14

Gymnastics 13

Boxing 5

Chess 1

Fencing 5

Wrestling 6

Cricket 1

In-door soccer 2

Boys Volleyball 4

Cross country 7

Skateboarding 1

Fast pitch softball 1

In door track 1

Rugby 2

Girls Football 7

Tennis 2

Archery 1

Bowling 4

Lacrosse 8

Dance 6

Badminton 3

Flag Football 2

Cheerleading 1

Football 4

Softball 1

Dodgeball 2

Girls soccer 1

Baseball 6

Field hockey 1

Hockey 1

2002-2003 Beechwood High School Results Question 7

Hockey 7	Basketball 17
Swimming 2	Dance 10
Paintball 7	Archery 1
Soccer 14	Horseback riding 6
Bowling 2	Tennis 4
Baseball 31	Cheerleading 8
In-door soccer 2	Volleyball 8
Lacrosse 1	Skateboarding 7
BMX riding 1	Boxing 3
Skiing 1	Shopping carts 1
Softball 1	Gymnastics 1
Band 1	Football 4
Track 1	Golf 4
Ballet 1	Winter guard 1
Karate 1	

Question 10 (2002-2003)

Activity	Total	Activity	Total
Rugby	6	Slamball	1
Arena Football	1	Bowling	21
Lacrosse	13	Tennis	6
Horseback riding	1	Gymnastics	7
Dance	9	Hockey	12
Cheerleading	5	Boys Track	6
Track	8	Curling	5
Football	6	Boys Volleyball	6
Badminton	3	Boxing	3
Water polo	5	Nascar	1
Horseracing	1	Cross country	19
Squash	1	Wrestling	7
Fall soccer	11	Spring soccer	19
In-door soccer	3	Fencing	4
Karate	1	Paintball	9
Robot wars	1	Luge	1
Basketball	5	Handicap Basketball	1
Intramural Basketball	1	Girls Football	2
Roller hockey	1	Volleyball	6
Archery	1	Girls wrestling	1
Chess	6	Driving Class	1

Skateboarding	6	Cricket	1
Swimming	1	Field Hockey	6
Baseball	4	Kickball	1
Fast pitch softball	1	Girls in door track	1
Golf	2	BMX riding	1
Winterguard	1	Karate	2
Snowboarding	1	Color guard	1

**2002-2003
TITLE IX
CORRECTIVE ACTION PLAN**

School Name: Beechwood
 School Year: 2002-03
 Principal's Signature: [Signature]
 Date: 4-4-03

To complete this form, indicate the intended area which needs corrective action, the suggested change and time table for implementation. You may copy this form as needed. Please attach corrective action plans along with audit forms and submit by April 15, 2003.

ITEM FOR CORRECTION	SUGGESTED CHANGE	TIME TABLE FOR CORRECTIVE ACTION
Track program	Add a 3 or 4 lane track.	When the money is raised, to date we have approximately \$230,000.
Softball/Baseball field	Aerated, seeded, fertilized, and level field.	Done seasonally
Increase student attention at girls' volleyball and basketball games	Free admission for students one game for volleyball and basketball	Started in 2001 and will continue

▪ An explanation (status report) is needed for all areas identified previously as items for correction as well as all areas currently identified as items for correction. This form shall be typed.

SEE ATTACHMENT

Principal's Signature: [Signature] Date: 4-4-03